

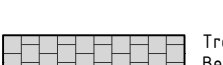


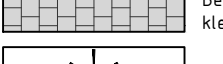

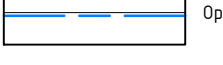
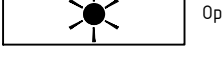





**LEGENDA - ATALANTA**

**Nieuwe situatie**

 Rijkswaterkering	 Funderingsvlak	 Toetsvlak
 Aankomstrijd	 Grondprofiel 30x30x30cm	 Grondprofiel 30x30x30cm
 Toetsvlak 90/200x20cm, kleur grijs	 Toetsvlak 90/200x20cm, kleur grijs	 Openbare verlichting
 Bestemming	 Toetsvlak 180x200cm, kleur grijs	
 Project 'De Luyter'		